

# NEER™ Zinc Cable and Conduit Connectors

For Armored Cable, Flexible Metal Conduit and Metal Clad Cable

COMMERCIAL AND INDUSTRIAL FITTINGS: ARMORED CABLE, METAL CLAD, FLEXIBLE METAL CONDUIT AND NONMETALLIC CONNECTORS

NEC/CEC:  
Listed for Ordinary Locations

## AC: 90° Two Screw Clamp

### Application

- To make a 90° termination of conduit or cable to a knockout or unthreaded slip hole in a dry location box or enclosure.

### Features

- Male hub threads — NPS.
- All center stopped.
- Furnished with locknut.
- Available with insulated throat.
- Combination head screws on AC(I)-90 thru AC(I)-96.

### Standard Material/Finish

- Body: zinc diecast
- Cover: steel/zinc plated

### NEC/CEC Certifications and Compliances

- UL Standard: 514B
- UL Listed: E25014
- CSA Standard: C22.2 No. 18.3
- CSA Certified: 208044
- NEMA: FB-1

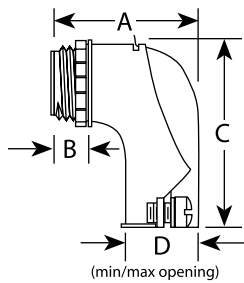


AC-90

### Note:

- AC-90 through AC-400-D listed for use with regular and reduced wall steel and aluminum flexible metal conduit.
- AC-90 and ACI-90 listed for use with 14-2 AWG (nominal O.D. 11.7mm (0.46in)) to 10-3 AWG (nominal O.D. 14.7mm (0.58in)) steel armored cable (AC); 14-2 AWG (nominal O.D. 12.2mm (0.48in)) to 10-3 AWG (nominal O.D. 15.2mm (0.60in)) aluminum armored cable (AC); 14-2 AWG (nominal O.D. 11.9mm (0.47in)) to 10-3 AWG (nominal O.D. 15.2mm (0.60in)) steel interlocking metal clad cable (MCI); 14-2 AWG (nominal O.D. 11.9mm (0.47in)) to 10-3 AWG (nominal O.D. 15.5mm (0.61in)) aluminum interlocking metal clad cable (MCI); 10-2 AWG (nominal O.D. 11.4mm (0.45in)) to 10-4 AWG (nominal O.D. 13.7mm (0.54in)) aluminum interlocking metal clad cable, grounding type (MCI-A).
- AC-95 and ACI-95 listed for use with 8-2 AWG (nominal O.D. 16.8mm (0.66in)) to 8-3 AWG (nominal O.D. 19.3mm (0.76in)) steel armored cable (AC); 8-2 AWG (nominal O.D. 17.8mm (0.70in)) to 8-3 AWG (nominal O.D. 20.1mm (0.79in)) aluminum armored cable (AC); 8-2 AWG (nominal O.D. 17.3mm (0.68in)) to 8-3 AWG (nominal O.D. 19.3mm (0.76in)) steel interlocking metal clad cable (MCI); 8-2 AWG (nominal O.D. 17.3mm (0.68in)) to 8-3 AWG (nominal O.D. 19.8mm (0.78in)) aluminum interlocking metal clad cable (MCI).

### Illustrated Dimensions



### Dimensions in Millimeters (Inches)

Trade Size (Inches)	A	B	C	D	Catalog Number	Insulated Throat Catalog Number
				Min. – Max.		
3/8 (1/2 knockout)	28.4 (1.12)	12.2 (0.48)	45.2 (1.78)	0.78/19.8 (0.45/11.4)	AC-90	ACI-90
1/2	38.4 (1.51)	10.7 (0.42)	53.8 (2.12)	1.15/29.2 (0.70/17.8)	AC-95	ACI-95
3/4	43.2 (1.70)	11.2 (0.44)	53.1 (2.09)	1.40/35.6 (0.98/24.9)	AC-96	ACI-96
1	59.2 (2.33)	13.7 (0.54)	72.9 (2.87)	1.73/43.9 (1.09/27.7)	AC-97	—
1-1/4	69.9 (2.75)	16.3 (0.64)	101.6 (4.00)	1.97/50.0 (1.34/34.0)	AC-98	—
1-1/2	95.3 (3.75)	19.1 (0.75)	152.4 (6.00)	2.61/66.3 (1.65/41.9)	AC-985	—
2	101.6 (4.00)	18.8 (0.74)	152.4 (6.00)	2.54/64.5 (1.54/39.1)	AC-99	—
2-1/2	155.4 (6.12)	22.1 (0.87)	182.6 (7.19)	2.98/75.7 (2.45/62.2)	AC-250-D	—
3	170.2 (6.70)	26.2 (1.03)	199.9 (7.87)	3.45/87.6 (2.93/74.4)	AC-300-D	—
3-1/2	190.5 (7.50)	26.2 (1.03)	238.8 (9.40)	3.95/100.3 (3.28/83.3)	AC-350-D	—
4	221.0 (8.70)	26.2 (1.03)	259.1 (10.2)	4.42/112.3 (3.68/93.5)	AC-400-D	—

# NEER™ Zinc Cable and Conduit Connectors

For Armored Cable, Flexible Metal Conduit and Metal Clad Cable

NEC/CEC:  
Listed for Ordinary Locations

NEC/CEC:  
Listed for Ordinary Locations

## DC-5500: Duplex, Single Screw, Clamp Type

### Application

- To make a termination of flexible metal conduit to a knockout or unthreaded slip hole in a dry location box or enclosure.

### Features

- Furnished with locknut.
- Male hub threads — NPS.
- Combination head screw.

### Standard Material

- Zinc diecast

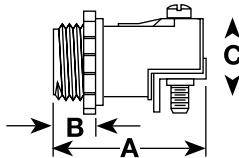
### NEC/CEC Certifications and Compliances

- UL Standard: 514B
- UL Listed: E32539
- CSA Standard: C22.2 No. 18.3
- CSA Certified: 208044
- NEMA: FB-1



DC-5500

### Illustrated Dimensions



Dimensions in Millimeters (Inches)				
Trade Size (Inches)	Body Length	Thread Length	Diameter	Catalog Number
3/8 (1/2 knockout)	38.1 (1.50)	10.9 (0.43)	21.6 (0.85)	DC-5500

Note:

- DC-5500 listed for use with 9.7mm (0.38in) regular and reduced wall steel an aluminum flexible metal conduit.
- DC-5500 listed for use with 14-2 AWG (nominal O.D. 11.7mm (0.46in) to 10-3 AWG (nominal O.D. 12.7mm (0.50in) steel armored cable (AC); 14-2 AWG (nominal O.D. 12.2mm (0.48in) to 10-2 AWG (nominal O.D. 14.7mm (0.58in) aluminum armored cable (AC); 14-2 AWG (nominal O.D. 11.9mm (0.47in) to 10-3 AWG (nominal O.D. 15.2mm (0.60in) steel interlocking metal clad cable (MCI); 14-2 AWG (nominal O.D. 11.9mm (0.47in) to 10-3 AWG (nominal O.D. 15.5mm (0.61in) aluminum interlocking metal clad cable (MCI); 14-2 AWG (nominal O.D. 9.4mm (0.37in) to 10-3 AWG (nominal O.D. 12.7mm (0.50in) aluminum interlocking metal clad cable, grounding type (MCI-A).

## C-510: Two Screw Connectors

### Application

- To terminate regular wall steel or aluminum flexible conduit to a 1/2" knockout in a dry box or enclosure.

### Features

- End stopped.
- Male hub threads — NPS.
- Furnished with locknut.
- Combination head screw.

### Standard Material

- Zinc diecast

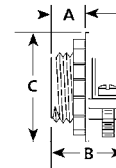
### NEC/CEC Certifications and Compliances

- UL Standard: 514B
- UL Listed: E32539
- CSA Standard: C22.2 No. 18.3
- CSA Certified: 208044
- NEMA: FB-1



C-510

### Illustrated Dimensions



Dimensions in Millimeters (Inches)				
Trade Size (Inches)	Body Length	Thread Length	Diameter	Catalog Number
3/8 (1/2 knockout)	22.1 (0.87)	9.4 (0.37)	23.1 (0.91)	C-510

Note:

- C-510 listed for use with 9.7mm (0.38in) regular and reduced wall steel an aluminum flexible metal conduit.
- C-510 listed for use with 14-2 AWG (nominal O.D. 11.7mm (0.46in) to 10-2 AWG (nominal O.D. 15.2mm (0.60in) steel armored cable (AC); 14-2 AWG (nominal O.D. 12.2mm (0.48in) to 10-2 AWG (nominal O.D. 14.5mm (0.57in) aluminum armored cable (AC); 14-2 AWG (nominal O.D. 11.9mm (0.47in) to 10-3 AWG (nominal O.D. 15.2mm (0.60in) steel interlocking metal clad cable (MCI); 14-2 AWG (nominal O.D. 11.9mm (0.47in) to 10-3 AWG (nominal O.D. 15.5mm (0.61in) aluminum interlocking metal clad cable (MCI); 14-2 AWG (nominal O.D. 9.4mm (0.37in) to 10-3 AWG (nominal O.D. 12.7mm (0.50in) aluminum interlocking metal clad cable, grounding type (MCI-A).