

“ENDURING PROTECTION”

SOLA HD



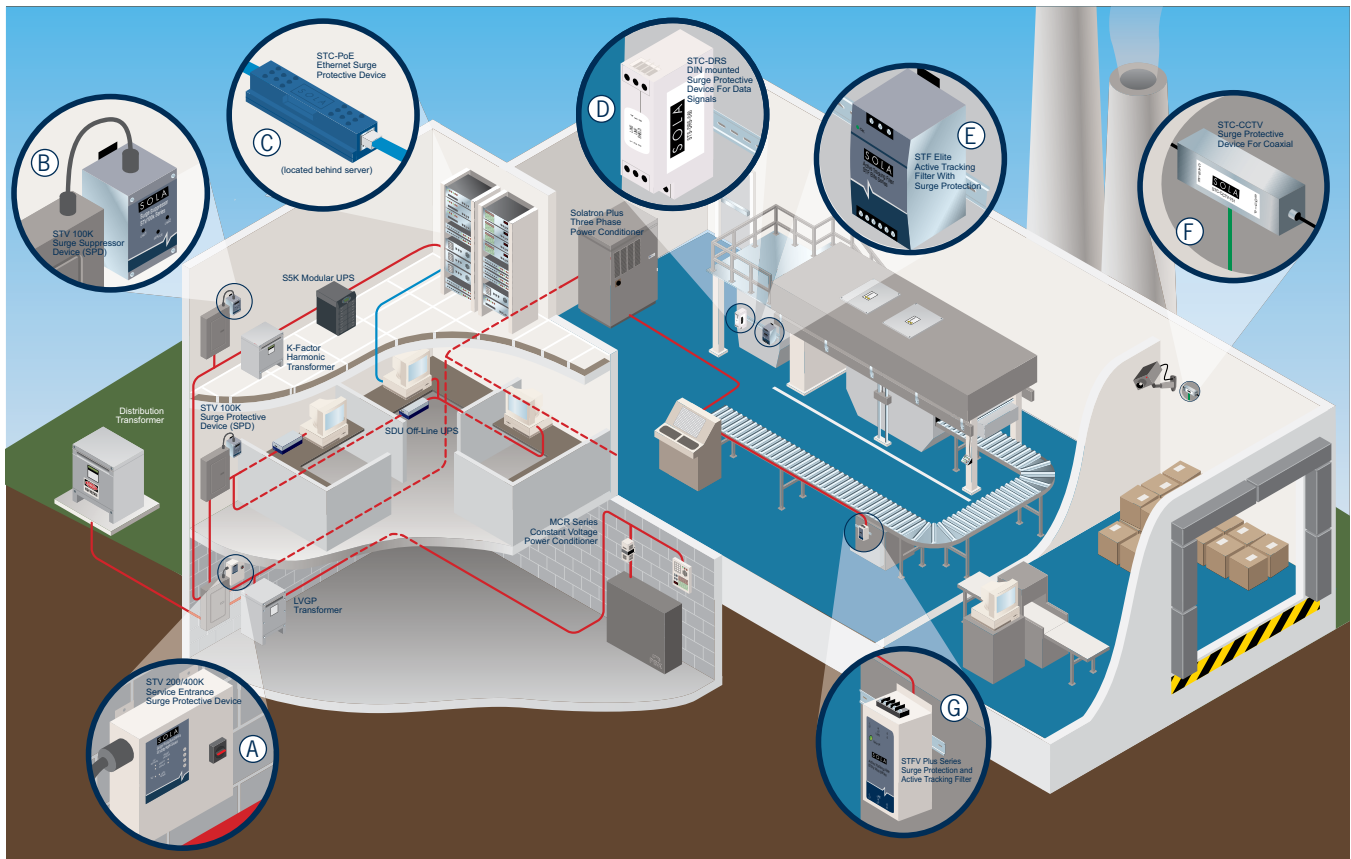
INTRODUCTION

SolaHD understands that your operations depend on clean, continuous power. That's why, since 1915, SolaHD has focused exclusively on being the premier brand for industrial power quality by eliminating the power interruptions, transients and noise that can stop production and corrupt data. Our full breadth of products convert, clean and maintain electric current from the factory entrance to equipment throughout your facility. Combined with service and support, our total power quality offering can save you time, money and space to ensure optimal production efficiencies.

INTRODUCTION	2
PRODUCT OVERVIEW	4
APPLICATION CHART	5
SURGE PROTECTION	
STV 200/400K Series	6
STV 100K Series	9
STV 25K DIN Rail Mount Series	11
ACTIVE TRACKING® FILTERING WITH SURGE PROTECTION	
STF Series Active Tracking® Filters	13
STFV Plus Series Active Tracking Filters with Surge Protection (Chassis Mount)	16
STFE Elite Series Active Tracking Filters with Surge Protection (DIN Mount)	19
DATA/SIGNAL LINE SURGE PROTECTION	
STC Series of Data/Signal Line Surge Protection	21

HOW DO YOU PROTECT YOUR POWER?

Employing an entire facility protection strategy will safeguard the electrical system against most transients. Multi-stage protection involves clamping the initial high energy surge, filtering any remaining noise or transients to the protected sensitive equipment and finally, protecting the data/signal lines entering or leaving the control panel or the factory floor. This coordination of devices provides the lowest possible let through voltage to the equipment.



- (A) **STV 200/400K:** Surge protective devices capable of handling the high-impulse, potentially damaging transients commonly found at the service entrance, distribution panels, and placement in the most severe exposure locations.
- (B) **STV 100K:** Surge protective devices designed to protect sensitive equipment and microprocessor-based systems from transients on distribution and sub-distribution panels, or any medium exposure locations.
- (C) **STC-POE:** Surge protective devices designed to work on Power-over-Ethernet Category 5 PoE transmission lines as well as Category 6 applications.
- (D) **STC-DRS:** DIN Rail mountable, single pair, low voltage data, surge protective devices. The hybrid design of these data/signal line protective devices allows them to respond quickly.
- (E) **STFE:** DIN Rail mountable high-frequency noise filter/surge protection that offers the original Active Tracking technology with UL approved transient protection to guard against commonly occurring, but very damaging transients, plus provides excellent noise reduction.
- (F) **STC-CCTV:** Surge protective devices tailored to protect CCTV, data, audio and cable applications.
- (G) **STFV:** High-frequency noise filter/surge protection that offers the original Active Tracking technology with transient protection to guard against commonly high voltage transients, plus provides excellent noise reduction.

SURGE PROTECTION, FILTERING, DATA/SIGNAL LINE PROTECTION

SURGE PROTECTION • First Line of Defense in Limiting High-Impulse Transients

High-energy transients either externally or internally generated pose an immediate threat to the reliability and performance of your sensitive electronic equipment. SolaHD recommends placing high-energy Surge Protective Devices (SPDs) on key panels throughout your facility. Within your facility, motors, inductive loads and various equipment load switching can cause damage or costly downtime.

Our surge protective devices focus on limiting high-voltage spikes to a level that is acceptable to most electronic equipment. Plus, they're a great first line of defense, using components that are placed in parallel with the line and serve as clamping mechanisms for high-energy impulses. Protection at this level is referred to in the industry as Sine Wave Tracking or electronic grade. Surge Protective Devices are typically installed at service entrances and on larger distribution panels.



STV 200/400K

- Typical applications of 800 amperes and above
- Surge current capacity – 200,000 to 400,000 Amps per phase

STV 100K

- Typical applications up to 1,200 amperes
- Surge current capacity – 100,000 Amps per phase

STV 25K

- Typical applications of 20 amperes and below
- Surge current capacity – 25,000 Amps per phase

ACTIVE TRACKING FILTERING WITH SURGE PROTECTION • Provides Clean AC Power by Eliminating Low-Voltage Noise

Low-energy transients and high-frequency noise are the primary causes for system disruption and long-term degradation of microprocessor-based equipment within your facility. For more than 30 years, our Active Tracking Filters have proven to be the most effective solution in critical equipment protection within harsh industrial environments. Active Tracking Filters are built upon a unique multi-stage hybrid design. This design creates a foundation for a family of products that attenuate impulses that would normally go untouched by standard, parallel clamping devices.

Changing technology and dependence on total automation processes within modern facilities create a critical need for clean AC power at the equipment level. Active Tracking Filters are a perfect solution for your microprocessor-based products, including industrial PLCs, OEM applications and motion control systems.



STFE Elite Series

- DIN mount
- Critical loads up to 20 amperes of continuous current

STF & STFV Series

- Hard-wired connection
- Critical loads up to 30 amperes of continuous current

DATA/SIGNAL LINE SURGE PROTECTION • Designed to Protect Sensitive Instrumentation

The rapid development of automated controls, telecommunications and fire/alarm/security systems make it imperative to have properly coordinated low-voltage surge protection. Modern networked industrial facilities require error-free transmission of information for maximum productivity and integrity of data, but these areas are often overlooked when it comes to power protection.

The need to protect all susceptible low-voltage cable routes entering a facility and at key points within the building is as critical as protecting the equipment from high-energy impulses. The importance of protecting at this level grows as your facility's reliance on sensitive instrumentation, networked automation, and uncorrupted data transmission increases. Our Data/Signal Line products utilize high-speed, high-energy components that come in a variety of voltage levels and unique packaging configurations.



STC Series

- Three stage hybrid protection
- <1 nanosecond response times
- Variety of voltage and packaging configurations

APPLICATIONS	SURGE PROTECTION			ACTIVE TRACKING FILTERING WITH SURGE PROTECTION		DATA/SIGNAL
	STV 200/400K	STV 100K	STV25K	STFE	STFV	STC
Facility Service Entrance	●					
Distribution Panels	●	●				
Sub-Distribution Panels		●				
Branch Panelboards (Commercial)		●				
Branch Panelboards (Residential)		●				
Motor Control Centers		●	●			
Programmable Logic Controllers			●	●	●	
Control Panels (AC Power)			●	●	●	
Various OEM Equipment				●	●	
Transmitters						●
Telephone						●
Industrial Communications						●
Programmable Logic Controllers (I/O Circuits)						●
Control Panels (Low Voltage)						●
Water/Wastewater Instrumentation						●

STV 200/400K SERIES

SolaHD's STV 200/400K Series includes surge protective devices (SPD) that offer continuous protection from damaging transients and electrical noise. They are capable of handling the high-impulse, potentially damaging transients commonly found at the service-entrance or distribution panels. The modular design of the STV 200/400K allows for installation flexibility. Its robust design allows for placement in the most severe exposure locations.

The STV 200/400K utilizes circuitry to monitor the status of all protection modes, including neutral to ground. Should protection be unavailable in any mode, the Green LED will be extinguished and the Red LED will be illuminated. In addition, high-isolation-form C-dry contacts provide remote monitoring of protection-system failure under voltage, phase and power loss. The STV 200/400K protection integrity monitoring indicates failure for both shorted or opened protection components.

These devices are designed to meet UL 1449 (third edition), UL 1283 and cUL Listed. These units are ANSI/IEEE C62.11, C62.41, C62.45 Categories A, B, and C3 tested. They are built to meet your unique requirements, and are available in hardwire, three-phase configuration. They are designed for years of trouble-free operation and require little or no operator intervention after installation.

The STV 200/400K line is one part of a total power quality solution and can be used alone or in conjunction with other SolaHD products to solve more complex power quality problems.

Features

- Modular design allows for flexibility
- Surge-current capacity of 200 to 400 kA per phase
- Industry's highest surge-current repeatability
- All modes transient protection (L-N, L-G and N-G) form C-contact and audible alarm status indications Internal/external monitoring, including neutral-to-ground UL rated 200 kAIC with component-level fusing for safe operation
- Sine wave tracking, EMI/RFI filtering
- UL 1449 (third edition), UL 1283, and cUL Listed
- ANSI/IEEE C62.11, C62.41, C62.45 Categories A, B and C3 tested
- NEMA 12 enclosure, available options NEMA 3R, 4, and 4X
- Optional rotary disconnect, transient counter and remote-monitor panel
- 5 Year Limited Warranty



Applications

- The STV 200/400K Series can be a facility-wide product family and may be installed from service entrances to distribution panels to branch panels.
- Industrial Plants
- Commercial Buildings
- Institutional Facilities
- Any facility that has an environment with electronics-based equipment

Selection Table

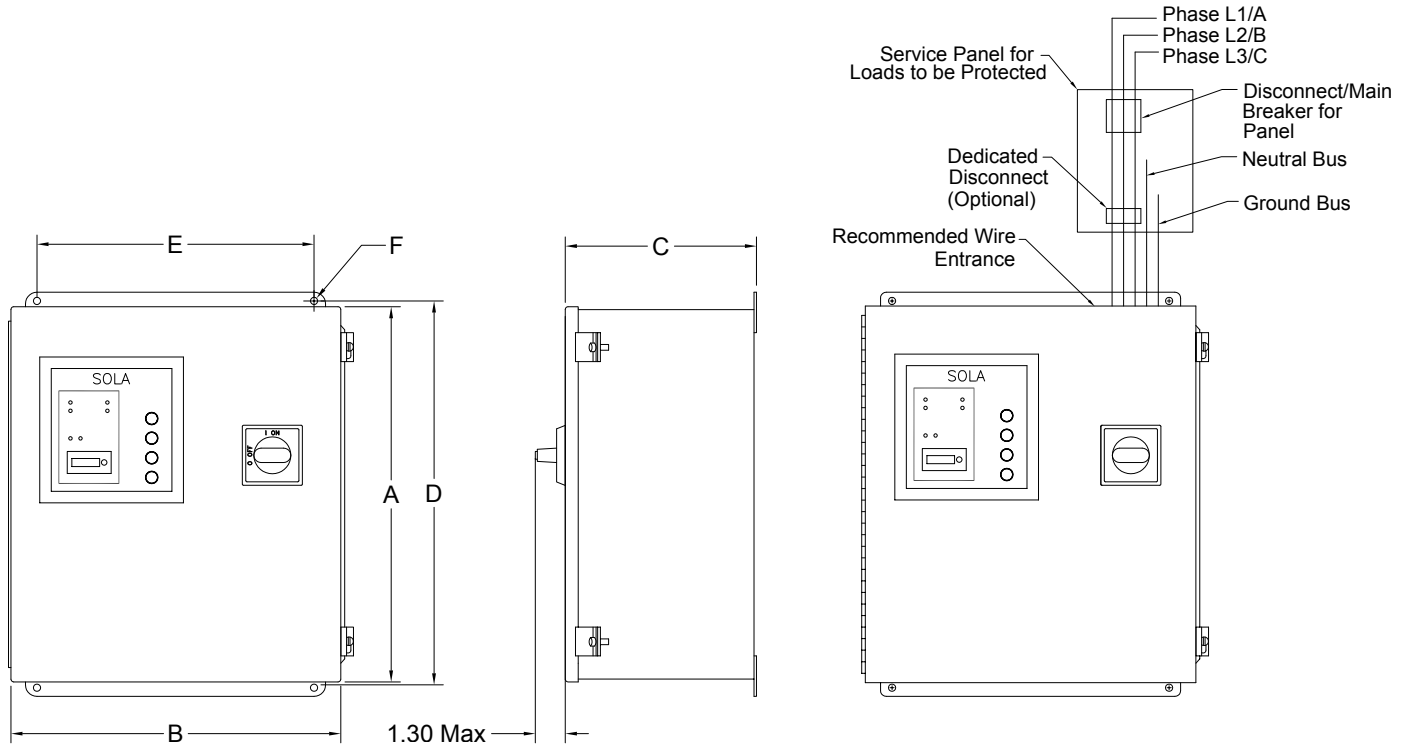
CATALOG NUMBER	INPUT VOLTAGE	
STV 400K-10Y	120/208 V	Three-Phase Wye 4-Wire + Ground
STV 200K-10Y	120/208V	Three-Phase Wye 4-Wire + Ground
STV 400K-27Y	277/480 V	Three-Phase Wye 4-Wire + Ground
STV 200K-27Y	277/480 V	Three-Phase Wye 4-Wire + Ground
STV 400K-48D	480 V	Three-Phase Δ 3-Wire + Ground
STV 200K-48D	480 V	Three-Phase Δ 3-Wire + Ground

Specifications

DESCRIPTION	CATALOG NUMBER					
	STV 200K-10Y	STV 200K-27Y	STV 200K-48D	STV 400K-10Y	STV 400K-27Y	STV 400K-48D
Input Vac	120Y/208 V	277Y/480 V	480 V	120Y/208 V	277Y/480 V	480 V
	Three-Phase Wye, 4-W + G	Three-Phase Wye, 4-W + G	Three-Phase Δ , 3-W + G	Three-Phase Wye, 4-W + G	Three-Phase Wye, 4-W + G	Three-Phase Δ , 3-W + G
Maximum Continuous Operating Voltage (MCOV)	120 V = 125%, all other voltages 115%					
Line Frequency	47 – 63 Hz					
Response Time	< 0.5 ns					
Enclosure	NEMA 12 (NEMA 3R, 4, 4x optional)					
Connection/ Mounting Type	Internally connected/wall mounted (mounting hardware 1/4 in.)					
Status Indication	Red and green LED status indicators, audible alarm and Form C contact relay					
Operating Temperature	-40°C to +50°C					
Operating Humidity	0% to 95% non-condensing					
Noise Attenuation	50 dB maximum					
Modes of Protection	All modes: L-N, L-L, L-G, N-G					
AIG Rating	200 kAIC					
Safety Agency Approvals	UL 1449, 3rd Edition, UL 1283, cUL					
Warranty	5 year limited warranty					
UL 1449 (3RD EDITION) SUPPRESSOR CLASSIFICATION						
Line to Neutral	400 V	700 V	N/A	400 V	700 V	N/A
Line to Line	700 V	1,500 V	1,500 V	700 V	1,500 V	1,500 V
Line to Ground	400 V	700 V	1,500 V	400 V	700 V	1,500 V
Neutral to Ground	400 V	700 V	N/A	400 V	700 V	N/A
CIRCUIT AMPACITY LIMITATIONS						
Per Phase	200 kA	400 kA	200 kA	400 kA	200 kA	400 kA
Line to Neutral	100 kA	200 kA		200 kA	100 kA	
Line to Line	100 kA	200 kA	100 kA	200 kA	100 kA	200 kA
Line to Ground	100 kA	200 kA	100 kA	200 kA	100 kA	200 kA
Neutral to Ground	100 kA	200 kA		200 kA	100 kA	

STV 200/400K SERIES

Dimensional Drawings



Dimensional & Wiring Specifications

STV 200/400K SERIES											
CATALOG NUMBER	DIMENSIONS (INCHES)						WEIGHT LBS (KG)	SUGGESTED BREAKER SIZE	SUGGESTED WIRE SIZE (AWG)	ALLOWABLE BREAKER RANGE	ALLOWABLE WIRE RANGE
	A	B	C	D	E	F					
STV 200K	16.25	14.25	8.25	16.75	12	.31	35 (15.88)	40 A	#8	15 A-100 A	#14-#2
STV 400K	16.25	14.25	8.25	16.75	12	.31	42 (19.05)	100 A	#2	15 A-100 A	#14-#2

STV 200/400K SERIES WITH ROTARY DISCONNECT											
CATALOG NUMBER	DIMENSIONS (INCHES)						WEIGHT LBS (KG)	SUGGESTED BREAKER SIZE	SUGGESTED WIRE SIZE (AWG)	ALLOWABLE BREAKER RANGE	ALLOWABLE WIRE RANGE
	A	B	C	D	E	F					
STV 200K	16.25	14.25	8.25	16.75	12	.31	38 (17.23)	40 A	#8	15 A-175 A	#14-2/0
STV 400K	16.25	14.25	8.25	16.75	12	.31	45 (20.41)	100 A	#2	15 A-175 A	#14-2/0

SolaHD's STV 100K series is a hardwired surge protective devices are designed for installation at the service entrance, branch panel or a dedicated sensitive electronic load. These units feature all mode protection, LED and audible alarm status indication, sine wave tracking and form "C" dry contacts. The STV 100K series also contains the highest levels of safety built into the product including thermal fusing and a fault current fusing level of 65 kAIC.

Features

- 100,000-amp peak current rating provides all-mode protection against severe transients
- Low clamping levels for more effective protection
- 65 kAIC fault-current fusing level provides safety and NEC conformance
- LED status and audible alarms
- Listed to UL 1449, 3rd Edition
- Compact, rugged metal NEMA 12 enclosure



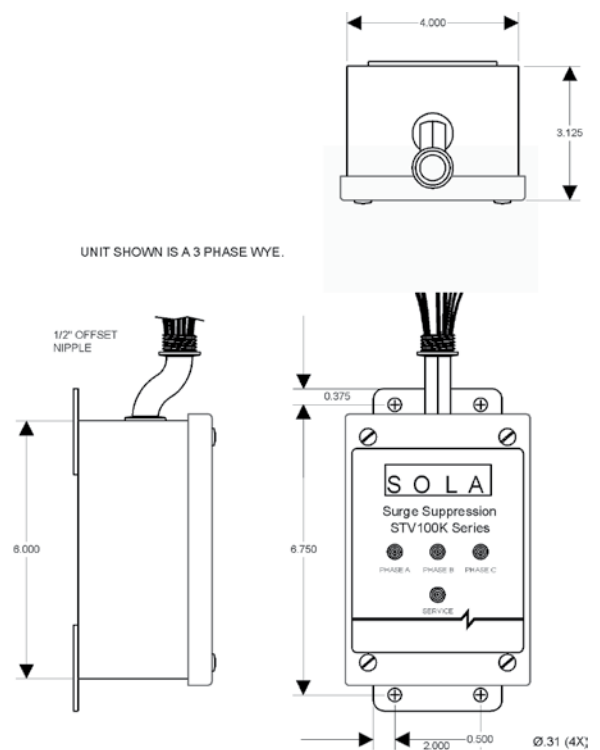
Applications

- Distribution Panels (<1200 A)
- Branch, Lighting and Control Panels
- Factory Automation Installations
- Dedicated Industrial Equipment

Selection Table

CATALOG NUMBER	INPUT VOLTAGE	
STV 100K-10S	120/240 V	Single Phase 3-Wire + Ground
STV 100K-10Y	208Y/120 V	Three Phase Wye 4-Wire + Ground
STV 100K-10N	120 V	Single Phase 2-Wire + Ground
STV 100K-24L	240 V	Single Phase 2-Wire + Ground
STV 100K-23Y	380Y/220 V	Three Phase Wye 4-Wire + Ground
STV 100K-27Y	480Y/277 V	Three Phase Wye 4-Wire + Ground
STV 100K-24D	240 V	Three Phase Δ 3-Wire + Ground
STV 100K-48D	480 V	Three Phase Δ 3-Wire + Ground
STV 100K-10D4	240/120 CT	Three Phase Δ 4-Wire + Ground
STV 100K-24D4	480/240 CT	Three Phase Δ 4-Wire + Ground

Dimensions



STV 100K SERIES

Specifications

DESCRIPTION	CATALOG NUMBER									
	STV 100K-10S	STV 100K-10N	STV 100K-24L	STV 100K-10Y	STV 100K-23Y	STV 100K-27Y	STV 100K-24D	STV 100K-48D	STV 100K-10D4	STV 100K-24D4
Input Vac	120/240 V	120 V	240 V	208Y/120 V	380Y/220 V	480Y/277 V	240 V	480 V	120/240 CT	240/480 CT
	Single Phase 3-Wire + Ground	Single Phase 2-Wire + Ground		Three Phase Wye 4-Wire + Ground			Three Phase Δ 3-Wire + Ground		Three Phase Δ 4-Wire + Ground	
Maximum Continuous Operating Voltage (MCOV)	125% of the nominal level for 120 V; 115% for all other input voltages									
Line Frequency	47 - 63 Hz									
Connection/ Mounting Type	Parallel/Flange									
Enclosure	Metal, NEMA 12 Enclosure									
Dimensions - in/mm (H x W x D)	4 x 6 x 4 (101.6 x 152.4 x 101.6)									
Weight (lbs/kg)	8 lbs/3.63 kg max									
Modes of Protection	All Mode: L - N, L - L, L - G, N - G									
Safety Agency Approvals	UL 1449, 3rd Edition, cUL									
UL 1449 (3RD EDITION) SUPPRESSOR CLASSIFICATION										
L - N	400 V	400 V	N/A	400 V	800 V	800 V	N/A	N/A	400 V	800 V
L - L	800 V	N/A	800 V	800 V	1500 V	1500 V	1500 V	1500 V	800 V	1500 V
L - G	400 V	400 V	800 V	400 V	800 V	800 V	1500 V	1500 V	400 V	800 V
N - G	400 V	400 V	N/A	400 V	800 V	800 V	N/A	N/A	400 V	800 V
A/C Rating	65 kAIC									
Status Indication	3-Green LEDs, 1 per phase, 1-Red LED, Form C Contacts, Audible Alarm									
Response Time	< 0.5 nsec									
Operating Temperature	-40°C to +60°C									
Operating Humidity	0% to 95% Non-condensing									
Fusing	Thermal and Fault Current									
Noise Attenuation	40 dB Max									
PEAK SURGE CURRENT CAPABILITY										
Per Phase	100 kA	100 kA	100 kA	100 kA	100 kA	100 kA	100 kA	100 kA	100 kA	100 kA
Line to Neutral	50 kA	50 kA	N/A	50 kA	50 kA	50 kA	N/A	N/A	50 kA	50 kA
Line to Line	50 kA	N/A	50 kA	50 kA	50 kA	50 kA	50 kA	50 kA	50 kA	50 kA
Line to Ground	50 kA	50 kA	50 kA	50 kA	50 kA	50 kA	50 kA	50 kA	50 kA	50 kA
Neutral to Ground	50 kA	50 kA	N/A	50 kA	50 kA	50 kA	N/A	N/A	50 kA	50 kA
Warranty	10 years									

This series provides point-of-use protection, at the dedicated equipment level, against damaging transients. Ideal for installation in electronic control cabinets found in harsh industrial environments such as the factory floor or at remote locations. These devices provide 50,000 amps of surge protection, sine wave tracking, LED status indication and form “C” dry contacts. This DIN Rail series also provides protection on all electrical paths and comes with a standard ten year product warranty. The STV 25K DIN Rail series surge protective devices are UL recognized to Standard 1449, 2nd Edition.

Features

- Compact and narrow design maximizes panel space.
- Low clamping levels for more effective protection.
- Easy access terminal screws for quick mounting and installation.
- 50,000 amps of surge protection.
- Sine wave tracking and all-mode protection provide consistent and reliable protection on all electrical paths.
- Thermal fusing prevents MOV overheating caused by excessive current levels.

Applications (20 Amp Max)

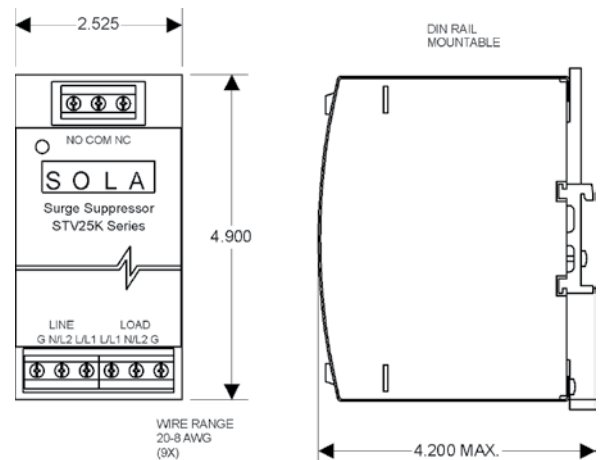
- Control Cabinets for Industrial Automation
- Point-of-Use Industrial/Service Equipment
- Remote Commercial or Industrial Equipment
- Instrumentation and Large Test Equipment
- Commercial and Building Automation Systems

Selection Table

CATALOG NUMBER	INPUT VOLTAGE	
STV 25K-10S	120 V	Single Phase (L - N)
STV 25K-24S	240 V	Single Phase (L1 - L2)




Dimensions



STV 25K DIN RAIL SERIES

Specifications

DESCRIPTION	CATALOG NUMBER	
	STV 25K-10S	STV 25K-24S
Input Voltage	120 Vac, Single Phase 0-135 VRMS	240 Vac, Single Phase 0-260 VRMS
Maximum Continuous Operating Voltage (MCOV)	120 Vac - 150 VRMS	240 Vac - 275 VRMS
Line Frequency	47 - 63 Hz	
Connection/ Mounting Type	DIN Rail Mount (Chassis Mount Bracket Optional Order SDN-PMBRK2) with Screw Terminals for #12 AWG.	
Input Current Rating	20 Amps	
Phase Configuration	2-Wire + GND	
Weight - lbs (kg)	3 (1.36)	
Dimensions - in (mm) (H x W x D)	4.87 x 2.5 x 4.375 (12.37 x 6.35 x 11.11) includes mounting bracket	
Modes of Protection	All Mode: L - N, L - L, L - G, N-G	
Safety Agency Approvals	UL 1449, 3rd Edition 	
UL 1449 (3rd Edition) Protection Classification		
120 Vac Normal/ Common Mode	400 Vac	
240 Vac Normal/Common Mode	800 Vac	
Status Indication	Green LED, Form C Contacts	
Packaging	Metal DIN Rail Mount Enclosure, IP20	
Response Time	< 0.5 nsec	
Operating Temperature	-40°C to +60°C	
Operating Humidity	0% to 95% Non-Condensing	
NOISE ATTENUATION		
Normal Mode	50 dB Min	
Common Mode	40 dB Min	
PEAK SURGE CURRENT CAPABILITY (8 X 20 μS)		
Line to Neutral	25 kA	
Line to Ground	25 kA	
Neutral to Ground	25 kA	
Warranty	10 Years	

Low voltage/high frequency noise is caused by everyday events such as turning on machinery, motors or equipment. Although noise is less dramatic than high-voltage transients, the long-term effects of these frequent disturbances can be as damaging. Filtering systems such as SolaHD Active Tracking Filters provide clean AC power by eliminating lower-voltage noise.

The SolaHD STF Series offers the original active tracking technology to guard against commonly occurring but very damaging lower-energy transients. Offering excellent noise reduction, the filter continuously tracks the input AC power line and responds instantly upon detecting extraneous high-frequency noise.

The STF Series eliminates low voltage/high frequency noise via a low-pass or L-C filter. These filters are used for low-energy, high-frequency noise reduction and consist of a series of inductors, capacitors and resistors. STF's are load-dependent, which means that the series inductors located on each phase and neutral conductors are sized to handle the maximum current draw on the line. These inductors, together with the capacitors and resistors, form a circuit capable of absorbing a large bandwidth of noise.

These devices are designed to meet UL 1283, and CSA C22.2 for Electromagnetic Interference Filters. STF's attenuate or reduce the amplitude of noise to a minimum of 40dB that occurs in a frequency range of 50 kHz to 50 MHz. STF's provide the industry's best IEEE Category "A" protection, typically reducing normal mode transients to +/- 5 volts.

Built to meet your unique requirements, these filters are available in a multitude of voltage and phase configurations. They are hardwired and designed for years of trouble-free operation, requiring little or no operator intervention after installation.

Active Tracking Filters are one part of a total power quality solution. They can be used alone or in conjunction with other SolaHD products to solve more complex power quality problems.

Applications

- Branch and Control Panels
- Factory Automation Installations
- Point-of-Use Industrial Service Equipment
- Dedicated Industrial and Machine Tools Equipment
- Telecommunications Equipment



Features

- Non-degrading, series-filter technology for total durability
- High-frequency-noise filter, RLC Low-Pass filter
- Single-phase-applications up to 30 Amp
- Three-phase-applications up to 200 Amp
- Attenuates noise to 40 dB in frequency range of 50 kHz to 50 MHz
- Operating temperature from -40°C to +45°C.
- Hardwired connection
- MTBF greater than 100,000 hours, Mil Std. 217F
- UL 1283 Listed or Recognized (single-phase models), CSA
- 10 Year Limited Warranty

Related Products

- Single- and Three-Phase Power Conditioners
- Uninterruptible Power System
- Transient Voltage Surge Protective Devices
- Power Supplies

STF SERIES

Selection Table

CATALOG NUMBER	AMPS	MIN WIRE SIZE (AWG SUGGESTED)	FUSE/CIRCUIT BREAKER AMPACITY		CASE DIM. (IN) A X B X C	MOUNTING FLANGE DIM. (IN) D X E X F	WEIGHT LBS (KG)	DESIGN STYLE
			SUGGEST.	MAX.				
SINGLE-PHASE MODELS (120 VAC)*								
STF0025-10N	2.5	26	2.5A	3.125A	4.0 x 2.88 x 1.81	4.38 x 2.12 x 5.31	2.0 (.91)	1
STF0050-10N	5.0	22	5A	6.25A	4.0 x 2.88 x 1.81	4.38 x 2.12 x 5.31	2.0 (.91)	1
STF0075-10N	7.5	18	7.5A	9.375A	4.75 x 4.75 x 2.35	5.25 x 3.5 x 6.25	3.0 (1.36)	1
STF0150-10N	15.0	14	15A	18.75	6.25 x 4.75 x 2.35	6.75 x 3.5 x 7.75	5.0 (2.27)	1
STF0200-10N	20.0	12	20A	25A	7.75 x 4.75 x 2.35	8.25 x 3.5 x 9.0	7.0 (3.17)	1
STF0300-10N	30.0	10	30A	37.5A	7.75 x 4.75 x 2.35	8.25 x 3.5 x 9.0	8.0 (3.63)	1
SINGLE-PHASE MODELS (240 VAC)*								
STF0025-24L	2.5	26	2.5A	3.125A	4.0 x 2.88 x 1.81	4.38 x 2.12 x 5.31	2.0 (.91)	1
STF0050-24L	5.0	22	5A	6.25A	4.0 x 2.88 x 1.81	4.38 x 2.12 x 5.31	2.0 (.91)	1
STF0075-24L	7.5	18	7.5A	9.375A	4.75 x 4.75 x 2.35	5.25 x 3.5 x 6.25	3.0 (1.36)	1
STF0150-24L	15.0	14	15A	18.75	7.75 x 4.75 x 2.35	8.25 x 3.5 x 9.0	5.0 (2.27)	1
STF0200-24L	20.0	12	20A	25A	7.75 x 4.75 x 2.35	8.25 x 3.5 x 9.0	7.0 (3.17)	1
STF0300-24L	30.0	10	30A	37.5A	7.75 x 4.75 x 2.35	8.25 x 3.5 x 9.0	8.0 (3.63)	1
THREE-PHASE MODELS (120/208 VAC WYE)**								
STF0150-10Y	15.0	14	15A	18.75A	14 x 12 x 6	14.75 x 10.0 x 15.5	38.0 (17.24)	4
STF0300-10Y	30.0	10	30A	37.5A	14 x 12 x 6	14.75 x 10.0 x 15.5	38.0 (17.24)	4
STF0500-10Y	50.0	4	50A	62.5A	20 x 16 x 9	21.25 x 10.0 x 22.5	85.0 (38.55)	2
STF1000-10Y	100.0	2	100A	125A	20 x 16 x 9	21.25 x 10.0 x 22.5	85.0 (38.55)	2
STF2000-10Y	200.0	3/0	200A	250A	24 x 20 x 9	25.25 x 14.0 x 26.5	110.0 (49.89)	2
THREE-PHASE MODELS (240 DELTA)**								
STF0150-24D	15.0	14	15A	18.75A	14 x 12 x 6	14.75 x 10.0 x 15.5	38.0 (17.24)	4
STF0300-24D	30.0	10	30A	37.5A	14 x 12 x 6	14.75 x 10.0 x 15.5	38.0 (17.24)	4
STF0500-24D	50.0	4	50A	62.5A	20 x 16 x 9	21.25 x 10.0 x 22.5	85.0 (38.55)	2
STF1000-24D	100.0	2	100A	125A	20 x 16 x 9	21.25 x 10.0 x 22.5	85.0 (38.55)	2
STF2000-24D	200.0	3/0	200A	250A	24 x 20 x 9	25.25 x 14.0 x 26.5	110.0 (49.89)	2
THREE-PHASE MODELS (277/480 V WYE)**								
STF0150-27Y	15.0	14	15A	18.75A	14 x 12 x 6	14.75 x 10.0 x 15.5	38.0 (17.24)	4
STF0300-27Y	30.0	10	30A	37.5A	14 x 12 x 6	14.75 x 10.0 x 15.5	38.0 (17.24)	4
STF0500-27Y	50.0	4	50A	62.5A	20 x 16 x 9	21.25 x 10.0 x 22.5	85.0 (38.55)	2
STF1000-27Y	100.0	2	100A	125A	20 x 16 x 9	21.25 x 10.0 x 22.5	85.0 (38.55)	2
STF2000-27Y	200.0	3/0	200A	250A	24 x 20 x 9	25.25 x 14.0 x 26.5	110.0 (49.89)	2
THREE-PHASE MODELS (480V DELTA)**								
STF0150-48D	15.0	14	15A	18.75A	10.0 x 8.0 x 6.0	10.75 x 6.0 x 11.5	38.0 (17.24)	4
STF0300-48D	30.0	10	30A	37.5A	10.0 x 8.0 x 6.0	10.75 x 6.0 x 11.5	38.0 (17.24)	4
STF0500-48D	50.0	4	50A	62.5A	14.0 x 12.0 x 6.0	14.75 x 10.0 x 15.5	85.0 (38.55)	4
STF1000-48D	100.0	2	100A	125A	20.0 x 16.0 x 9.0	21.25 x 10.0 x 22.5	85.0 (38.55)	2
STF2000-48D	200.0	3/0	200A	250A	24.0 x 20.0 x 9.0	25.25 x 14.0 x 26.5	110.0 (49.89)	2

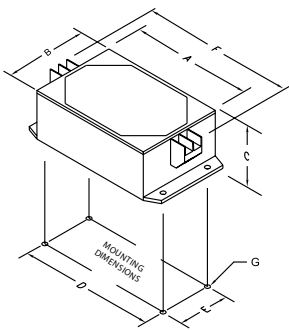
* With barrier strip at input and output

**Units are standard in NEMA 12 hinged enclosures

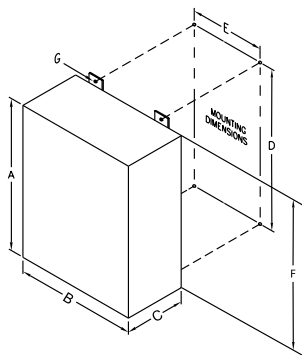
Specifications

DESCRIPTION	120 VAC MODELS	240 VAC MODELS	480 VAC MODELS
Input Voltage	0-150 VRMS	0-275 VRMS	0-520 VRMS
Line Frequency	50/60 Hz		
Transient Attenuation Response Time	Instantaneous		
Mean Time Between Failure (MTBF)	> 100,000 Hours (Mil Std. 217F)		
Packaging	Single-phase units through 30 amps housed in black, high-impact plastic case, vacuum-impregnated magnetics, epoxy-encapsulated; single-phase greater than 30 amps, 480 Vac, and three-phase units housed in NEMA 12 enclosures		
Operating Temperature	-40°C to +45°C Derate Linearly to 60% at +70°C		
Load Surge Current Rating	10m sec: 5 x Nominal		
	1 sec : 3 x Nominal		
	5 sec: 2 x Nominal		
Transient Reduction	Minimum of 40dB from 50 kHz through 50 MHz. Attenuation is greater than 50 dB to the surge withstand capability Ringwave test IEEE C62.41, Category "A" (IEEE Category A Ringwave 6 kV, 200A, 100 kHz) and "B" (IEEE Category B Ringwave 6 kV, 500 A, 100 kHz).		
Safety	ANSI / UL1283, CAN/CSA C22.2 No 8. Listed or Recognized "Electromagnetic Interference Filters"		
Warranty	10 years		

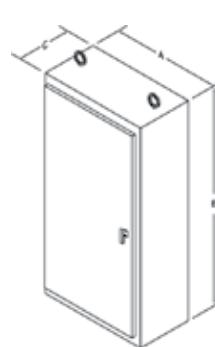
Dimensional Drawings



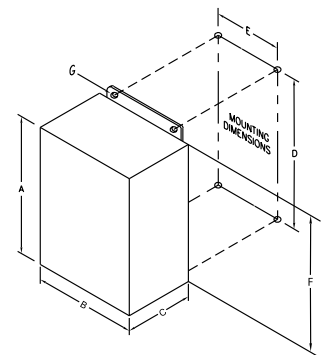
Design Style 1



Design Style 2



Design Style 3



Design Style 4

STFV PLUS SERIES

The SolaHD STFV Plus Series combines Active Tracking filtration for low-energy-noise and surge protection for high-energy transients. It continuously tracks the input AC power line, responding instantly upon detecting extraneous high-frequency noise and high-voltage transients caused by everyday events such as turning on machinery, motors or equipment.

These devices are designed to meet UL 1283 for Electromagnetic Interference Filters. The STFV Plus series attenuates or reduces the amplitude of high-frequency noise to a maximum of 90dB that occurs in a range of 100 kHz to 50 MHz. It provides the industry's best IEEE C62.41 Category "A & B" Ringwave protection.

They are built to meet your unique requirements and are available in hardwire, single-phase configuration. They are designed for years of trouble-free operation and require little or no operator intervention after installation.

Active Tracking® Filters Plus is one part of a total power quality solution. They can be used alone or in conjunction with other SolaHD products to solve more complex power quality problems.

Features

- Non-degrading, series-filter for total durability
- UL Listed Surge-current capacity – 25,000 amps
- High-impact plastic case, epoxy-encapsulated enclosure
- Transient protection in all modes (L-N, L-G, and N-G)
- Single-phase applications up to 30 amp
- Operating temperature from -40°C to +60°C
- Hardwired connection
- LED power indication
- UL 1283
- 10 Year Limited Warranty



Applications

- Branch and Control Panels
- Factory Automation Installations
- Point-of-Use Industrial Service Equipment
- Programmable Logic Controllers
- Dedicated Industrial and Machine Tools
- Telecommunications and IT Equipment

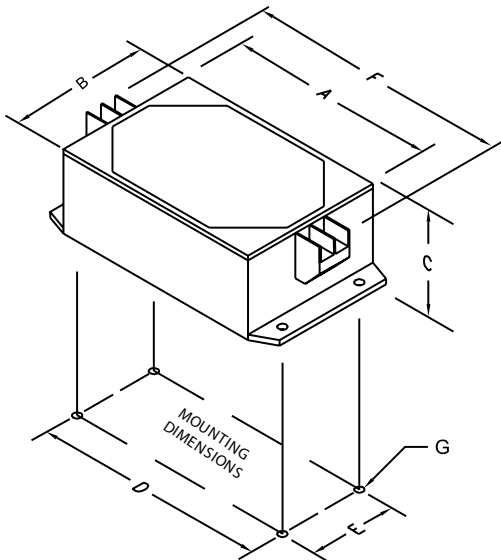
Related Products

- Power Conditioners
- Uninterruptible Power System
- Power Supplies

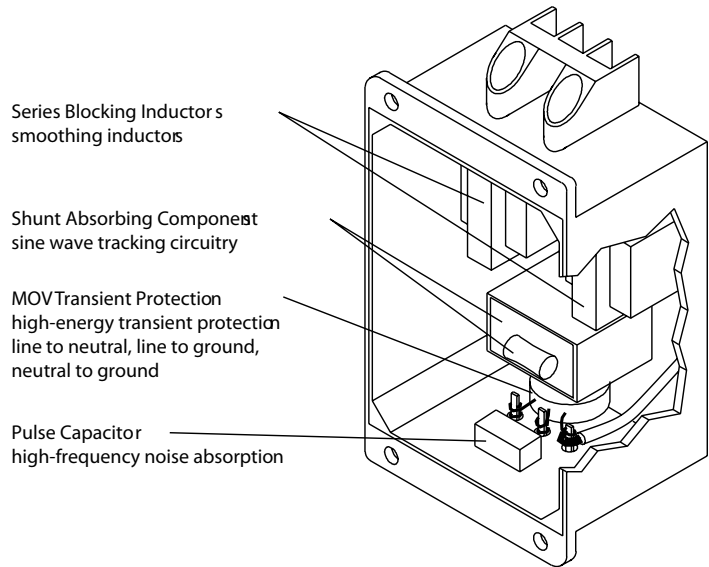
Selection Table

CATALOG NUMBER	AMPS	CASE DIM. (IN) A X B X C	MOUNTING FLANGE DIM. (IN) D X E X F X G	NUMBER MIN. WIRE SIZE (AWG SUGGESTED)	SCREW SIZE	FUSE/CIRCUIT BREAKER AMPACITY		WEIGHT LBS (KG)
						SUGGEST.	MAX.	
SINGLE-PHASE MODELS (120 VAC)								
STFV025-10N	2.5	4.0 x 2.88 x 1.81	4.38 x 2.12 x 5.31 x 0.19	26	#6	2.5	3.125	1.0 (.45)
STFV050-10N	5.0	4.0 x 2.88 x 1.81	4.38 x 2.12 x 5.31 x 0.19	22	#6	5	6.25	1.3 (.59)
STFV075-10N	7.5	4.75 x 4.75 x 2.35	5.25 x 3.5 x 6.25 x 0.19	18	#6	7.5	6.25	2.0 (.91)
STFV150-10N	15.0	6.25 x 4.75 x 2.35	6.75 x 3.5 x 7.75 x 0.19	14	#8	15	18.75	3.5 (1.59)
STFV300-10N	30.0	7.75 x 4.75 x 2.35	8.25 x 3.5 x 9.0 x 0.19	10	#8	30	37.5	6.0 (2.72)
SINGLE-PHASE MODELS (240 VAC)								
STFV025-24L	2.5	4.0 x 2.88 x 1.81	4.38 x 2.12 x 5.31 x 0.19	26	#6	2.5	3.125	1.3 (.59)
STFV050-24L	5.0	4.75 x 4.75 x 2.35	5.25 x 3.5 x 6.25 x 0.19	22	#6	5	6.25	2.0 (.91)
STFV075-24L	7.5	6.25 x 4.75 x 2.35	6.75 x 3.5 x 7.75 x 0.19	18	#6	7.5	9.375	3.5 (1.59)
STFV150-24L	15.0	7.75 x 4.75 x 2.35	8.25 x 3.5 x 9.0 x 0.19	14	#8	15	18.75	5.8 (2.63)
STFV300-24L	30.0	7.75 x 4.75 x 2.35	8.25 x 3.5 x 9.0 x 0.19	10	#8	30	37.5	6.0 (2.72)

Dimensions



System Design



STFV PLUS SERIES

Specifications

DESCRIPTION	VALUE	
Input Voltage	120 Vac Models	0-150 VRMS
	240 Vac Models	0-275 VRMS
Line Frequency	50/60 Hz	
Configuration	Single Phase (2-wire + ground)	
Response Time	< 5 ns	
Enclosure	High-impact plastic case, 94V0, vacuum-impregnated magnetics, epoxy encapsulated	
Fusing	External	
Status Indication	Green LED	
Connection/Mounting Type	Series/Panel Mount	
Operating Temperature	-40°C to +60°C at full load Derate linearly to 60% at +70°C	
Operating Humidity	0% to 95% Non-condensing	
Mean Time Between Failure (MTBF)	Greater than 100,000 hours (Mil Std. 217F)	
Packaging	High-impact plastic case, vacuum-impregnated magnetics, epoxy-encapsulated	
Peak Surge Current Capability (8 x 20 µs)	Per Phase	25,000 Amps
	Line to Neutral	12,500 Amps
	Line to Ground	12,500 Amps
	Neutral to Ground	12,500 Amps
Load Surge Current Rating	10m sec	5 x Nominal
	1 sec	3 x Nominal
	10 sec	2 x Nominal
Frequency Response (Forward Reverse)	100 kHz to 50 MHz	90 dB Max
Transient Reduction* (IEEE C62.41)	Typical Category A Ringwave (6 kV, 200A, 100 kHz)	< 10 volts peak
	Typical Category B Ringwave (6 kV, 500A, 100 kHz)	< 50 volts peak
Safety	ANSI / UL1283 Recognized "Electromagnetic Interference Filters"	
Warranty	10 years	

* All measurements in volts. IEEE test results with no AC applied.



SolaHD STFE DIN Rail Mount Series combines Active Tracking technology with UL Listed surge protection to protect against the full spectrum of voltage transients and surges. It continuously tracks the input AC power line, responding instantly upon detecting extraneous high-frequency noise and high-voltage transients caused by everyday events, such as turning on machinery, motors or equipment.

These devices are designed to meet UL 1449, 3rd Edition, UL 1283, cUL Recognized, and CE standards. STFE attenuates or reduces the amplitude of normal-mode noise to a minimum of 90dB that occurs in a frequency range of 100 kHz to 50 MHz, and of common-mode noise to a minimum of 60dB that occurs in a frequency range of 5 MHz to 50 MHz. STFE provides the industry's best IEEE C62.41 Category "A & B" Ringwave protection.

They are built to meet your unique requirements and are available in hardwire DIN rail mount, single-phase configuration. They are designed for years of trouble-free operation and require little or no operator intervention after installation.

Features

- Series-connected DIN rail-mounted filter
- Durable mounting clip
- UL Listed Surge current capacity – 45,000 amps
- Transient protection in all modes (L-N, L-G, and N-G)
- Single-phase applications up to 20 amps
- Operating temperature from -40°C to +50°C
- Screw Terminal Connections
 - Reliable and convenient screw clamp connections
 - Accept 10-16 AWG wire
 - Meet IP20 specifications for ingress protection
- Hardwired connection
- LED status indication
- Form C contact for remote monitoring
- UL 1449, 3rd Edition, UL 1283, cUL Recognized components, CE
- 5 Year Limited Warranty

Applications

- Control Panels
- Factory Automation Installations
- Point-of-Use Industrial Equipment
- Programmable Logic Controllers
- Dedicated Industrial and Machine Tools Equipment

Wiring Specifications

CATALOG NUMBER	AMPS	MIN WIRE SIZE* (AWG SUGGESTED)	FUSE/CIRCUIT BREAKER AMPACITY	
			SUGGEST	MAX
SINGLE-PHASE MODELS (120 VAC)				
STFE030-10N	3.0	24	3A	3.75A
STFE050-10N	5.0	22	5A	6.25A
STFE100-10N	10.0	20	10A	12.5A
STFE200-10N	20.0	12	20A	25A
SINGLE-PHASE MODELS (240 VAC)				
STFE030-24L	3.0	24	3A	3.75A
STFE050-24L	5.0	22	5A	6.25A
STFE100-24L	10.0	20	10A	12.5A
STFE200-24L	20.0	12	20A	25A

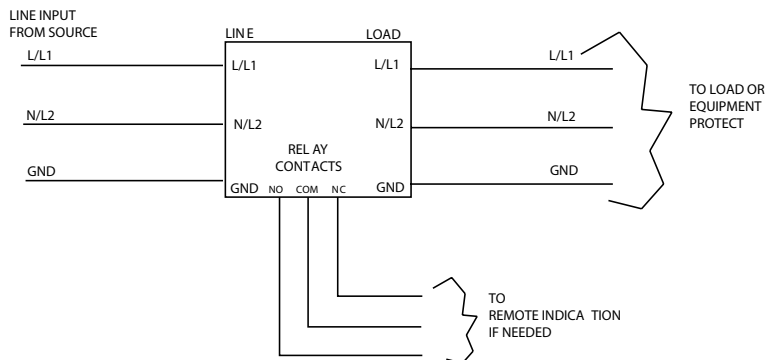
*16 AWG wire or larger may be required by code dependent upon the application.

STFE ELITE SERIES

Specifications

DESCRIPTION	STFEXX-10N	STFEXX-24L
Input Voltage	120 V (0-150 VRMS)	240 V (0-275 VRMS)
Line Frequency	47 - 63 Hz	
Response Time	< .5 ns normal mode, <5 ns common mode	
Enclosure	Fully Enclosed Metal Housing	
Fusing	Reference Fuse/Circuit Breaker Chart	
Status Indication	Green LED "OK"/Form C Contact/ 10 Amps @ 250 Vac or 5 Amps @ 100 Vdc	
Connection/Mounting Type	DIN Rail Mount	
Operating Temperature	-40°C to +50°C at full load Derate Linearly to 60% at +70°C	
Weight (lbs/kg)	1.7 lbs (0.7 kg)	
Dimensions - in (mm) H x W x D	4.88 x 2.56 x 4.56 (124 x 65 x 116)	
Operating Humidity	0% to 95% Non-condensing	
Peak Surge Current Capability	Per Phase	30,000 Amps
	Line to Neutral	20,000 Amps
	Line to Ground	10,000 Amps
	Neutral to Ground	10,000 Amps
Load Surge Current Rating	10 m Sec	5 x Nominal
	1 sec	3 x Nominal
	10 sec	2 x Nominal
Frequency Response		
Normal Mode (Forward-Reverse)	100 kHz to 50 MHz	90 dB Max
Common Mode (Forward-Reverse)	5 MHz to 50 MHz	60 dB Max
Transient Reduction (IEEE C62.41) *	Typical Category A Ringwave (6 kV, 200A, 100 kHz)	< 60 V Peak
	Typical Category B Ringwave (6 kV, 500A, 100 kHz)	< 100 V Peak UL 1449, 3rd Edition
Safety	UL 1449, 3rd Edition, UL1283, cUL Recognized Component, CE	

Connection Diagram



The rapid development of automated controls, telecommunications and fire/security systems has made it imperative to have properly coordinated low-voltage protection. Modern networked industrial facilities require error-free transmission of information for maximum productivity and integrity of data.

The SolaHD STC series protects all susceptible low-voltage cable routes entering a facility and at key points within the building. These devices can be used as part of a multi-stage protection strategy that involves clamping the initial high-energy impulse, filtering any remaining noise or transients to the PLC or sensitive equipment and, finally, protecting the data/signal lines entering and leaving the control panel. Modern, networked industrial facilities require error-free transmission of information for maximum productivity and data integrity.

The hybrid design of these Data/Signal Line surge protective devices allows them to respond quickly with high energy absorption. These units are available in a variety of application-specific voltage levels and packaging configurations. The STC series is used to protect network signal lines entering or leaving control panels, including PLCs, universal remote I/O, DeviceNet™ and Data Highway Plus.



Related Products

- Single and Three-Phase Power Conditioners
- Uninterruptible Power System
- Transient Voltage Surge Protective Devices
- Active Tracking Filters
- Power Supplies

Low Voltage - Data/Signal, STC Series

SERIES	APPLICATION
STC-POE	Power-over-Ethernet, Category 5 and Category 6
STC-DRS	DIN Rail mountable, single-pair surge protection
STC-642	Two-pair data/signal protection
STC-CCTV	High-frequency coaxial protection for head and camera ends
STC-TEL	RJ11 telephone protection

STC-POE SERIES

The SolaHD STC-Power-over-Ethernet (POE) series is designed to work on Category 5 POE transmission lines as well as Category 6 applications. They feature both female-to-female and male-to-female RJ-45 connection options for ease of installation.

Power-over-Ethernet is a technology for wired Ethernet LANs (Local Area Networks) that allows the electrical current to be carried by the data cables rather than power cords. This minimizes the number of wires that must be strung in order to install the network. The result is lower cost, less downtime, easier maintenance and greater installation flexibility than with traditional wiring.

POE allows users to power devices over Ethernet cabling. Power and networking is provided over a single cable. POE has tremendous advantages in industrial applications. The ease of combining signal and power in a single Ethernet cable connection is contributing to the already rapid evolution of Ethernet-based industrial control systems. Category 5e and Category 6, commonly known as Cat5e and Cat6, are the most widely used Ethernet connectivity methods on the market today. Cat5e and Cat6 are defined in ANSI/TIA/EIA 568-B standard for Unshielded Twisted Pair Cabling.



The STC-POE series is ideally suited to protect expensive equipment and critical communication/data transfer from internally generated transients and noise.

Features

- Exceeds CAT 5 POE & 6 Transmission Values
- Applications up to 60 Vdc @ 300 mA
- 3 Year Limited Warranty

Specifications

DESCRIPTION	STC-POE-65FF	STC-POE-65MF
Mode of Protection	Normal Mode (L-L) All Lines (1-8) Protected	
DC Breakover Voltage	65 Vdc	
Insertion Loss	< .1 dB	
Certified Transmission Speeds	10baseT, 100baseT, 1000baseT	
Peak Surge Energy	300 Watt	
Response Time	<1 ns	
Connectors	RJ-45 (Female — Female)	RJ-45 (Male — Female)
Dimensions - in (mm)	2.3 x 1.0 x .8 (5.84 x 2.54 x 2.032)	3.0 x 1.0 x .8 (7.62 x 2.54 x 2.032)
Warranty	3 years	

Using three-stage hybrid technology, this DIN rail mountable, single-pair, surge protection attenuates over-voltage transients with gas tubes and silicon avalanche components while resettable fuses (PTCs) mitigate sneak currents. The PTC increases resistance by several orders of magnitude when over-currents exceed safe levels. A normal state resumes when over-currents are removed. The ability to self-restore in this manner significantly increases suppressor performance and survivability.

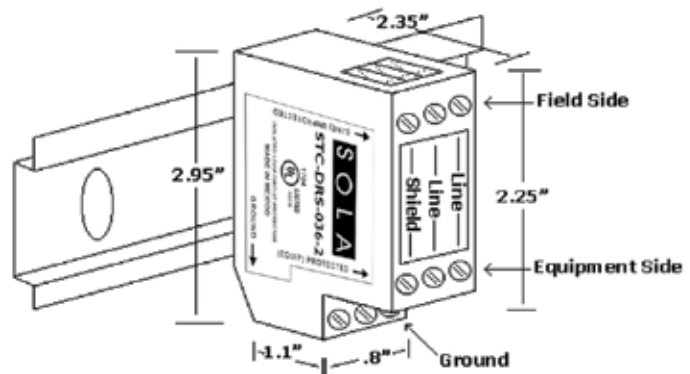
The STC-DRS Series mounts onto a standard 35 mm industrial DIN rail. There are three Field Side and three Electronics Side screw terminals. One is reserved for a shield. Three electrically tied ground terminals are provided for grounding the unit to building-approved ground. The shield is isolated from ground.

Features

- Low-voltage data surge protection
- Three-stage hybrid technology
- Sneak/fault current protection with resettable fuses (PTCs)
- Low-profile packaging
- Easy installation
- Fits standard 35 mm DIN rail
- Fast response time <1 nanosecond
- UL 497B Listed
- 5 Year Limited Warranty



Dimensions



Notes:

These protectors are intended for indoor use on communication-loop circuits that have been isolated from the Public Switch Telephone Network.

The communication loop circuits shall not be exposed to accidental contact with the electric light or power conductors. The protectors shall be installed per the applicable requirements of the National Electric Code, ANSI/NFPA 70.

Selection Table

CATALOG NUMBER	MAX PEAK SIGNAL VOLTAGE	NOMINAL BREAKDOWN VOLTAGE	MAX CURRENT 1P 10X1000 MS (OCCURRENCES)	PEAK CURRENT 8X20 MS	TYP. CAP (PF)	MAX. CONTINUOUS CURRENT	NOMINAL SERIES RESISTANCE
STC-DRS-232	15	22	>100	10KA	1500	150ma	5 Ω
STC-DRS-036	30	36	>100	10KA	1500	150ma	5 Ω
STC-DRS-060	52	60	>100	10KA	1500	150ma	5 Ω

STC-642 SERIES

The STC-642 series of surge protective devices are dual-pair (four wire) modules using three-stage hybrid technology. This module addresses over-voltage transients with gas tubes and silicon avalanche components. In addition, sneak and fault currents are mitigated with resettable fuses (PTCs). The PTCs increase resistance several orders of magnitude when over-currents exceed safe levels. A normal state resumes when over-currents are removed. The ability to self restore in this manner significantly increases surge protective performance and survivability.

The STC-642 card edge module is gold-plated, double sided and designed to mate with the STC-642 gold-plated female terminal connector (sold separately). When snapped together, the data circuits pass through the protector in a serial fashion from the four Field Side terminals to the four Electronics Side terminals. Terminals 1 or 10 of the STC-PCB1B must be attached to building approved ground.

Features

- Lightning protection for low-voltage data
- Signal lines
- Three-stage protection
- Sneak/fault current protection
- Resettable solid-state fuses - PTCs
- Low-capacitance option for high speed data
- Plug-in module / requires PCB1B Base
- Fast response time
- UL Listed 497B
- 5 Year Limited Warranty



Selection Table

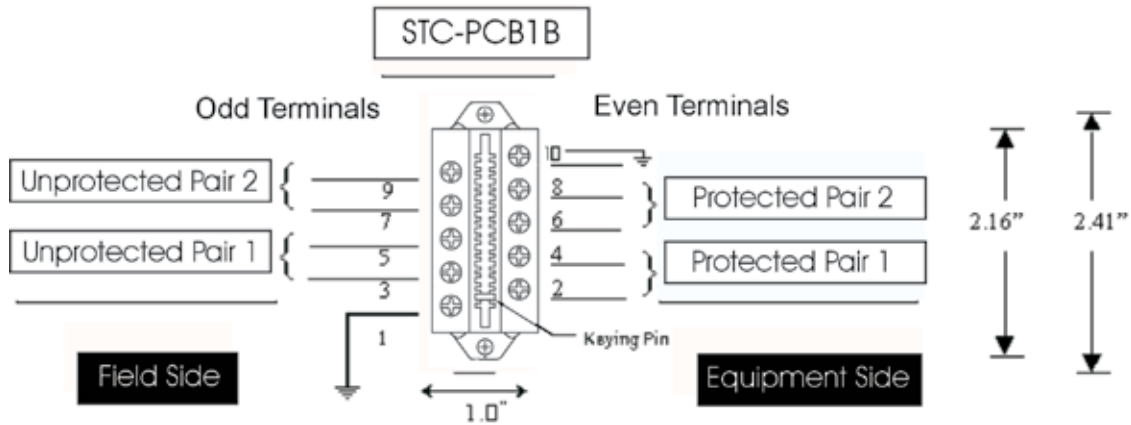
CATALOG NUMBER	DESCRIPTION
STC-PCB1B	Base for all STC-642 models. Designed to accommodate up to 10 AWG wire. It offers Flat/Phillips screws and can be mounted using 2 #6 size screws. Must be ordered separately.
STC-FM4-DRC	Optional DIN Rail Mounting Clip for STC-PCB1B

*Part number STC-PCB1B sold separately

Specifications

DESCRIPTION	STC642-020*	STC642-036*
Peak Surge Current (10 times)	8x20 s .. 10kA 10x700 s 500A per line	
Life Expectancy	8x20 s (2000A) .. >100 occurrences 10x700 s (400A)	
Response Time	<1ns	
Voltage Clamp	20	36
Technology	SAD Hybrid	
Resistance	5 (typical)	
Capacitance (typical)	1500pf	
Operating Temperature	-40°C to +85°C	
Weight - lbs (kg)	.02 (.01)	
Dimensions H x W x L (STC-642 & PCB1B)	2.05 x 1.0 x 2.4 (5.21 x 2.54 x 6.10)	
Certifications	UL 497B	
Warranty	5 Years	

Wiring Diagram (PIN Assignments)

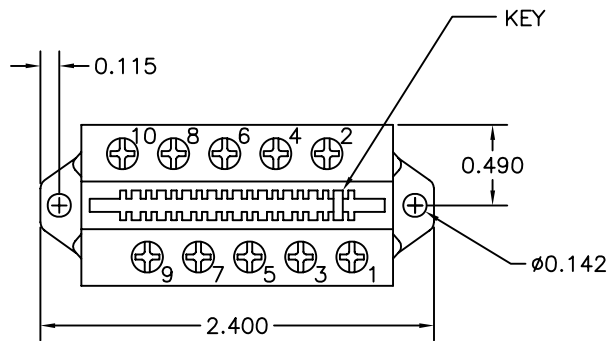


Ground Terminal 1 or 10 (internally tied together) to building approved ground. The STC-PCB1B accommodates 24 to 10 AWG wire.

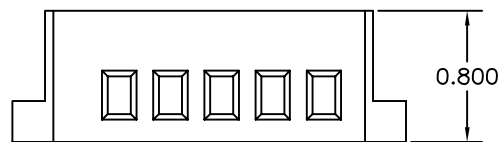
The hybrid design of this product includes series resistance. Do not place this product in service on any signal line capable of supplying more than 150 milliamperes continuously.

These protectors are intended for indoor use on communication-loop circuits that have been isolated from the Public Switch Telephone Network.

The communication loop circuits shall not be exposed to accidental contact with the electric light or power conductors. The protectors shall be installed per the applicable requirements of the National Electric Code, ANSI/NFPA 70.



Top View



Side View

Part Numbers by Application

STC642-036 & STC-PCB1B for 4-20 ma Signal
 STC642-020 & STC-PCB1B for RS232

STC-CCTV SERIES



The STC-CCTV Series is tailored specifically to CCTV, data, audio and cable applications. These units are single Coax Surge Protective Devices implementing three-stage hybrid technology. They address overvoltage transients with a primary gas tube, and secondary silicon avalanche components. Over-currents (e.g. sneak and fault currents) are mitigated with solid-state resettable fuses (PTCs). The STC-CCTV units are designed in accordance with NFPA 780 (2004 Edition) requirements, with up to 20kA of surge current capability. The STC-CCTV-751 model has an isolated ground and is recommended for use at the camera end.

Features

- Hybrid, three-stage technology
- Sneak/fault current protection
- Low insertion loss
- Shielded case
- 5 Year Limited Warranty

Application Guide

- CCTV Head End
- CCTV Camera End

Specifications

DESCRIPTION	STC-CCTV-75	STC-CCTV-75I
Operating Voltage	5	
Clamping Voltage	6	
Frequency Range	0 to 20 MHz	
Equipment Location	IEEE Category C, and Category B	
Rated Load Current	0.35 amperes	
Topology	2-port Series	
STC Technology	Primary Stage: Gas Tubes, Secondary Stage: Silicon Avalanche Components Third Stage: resettable fuses (PTCs)	
Modes of Protection	Signal to Ground	
Nominal Discharge Current per Mode	10.0 kA	
Maximum Discharge Current per Mode	20.0 kA	
EMI Attenuation	< 0.1 dB at 20 MHz	
VSWR	< 1.2	
Continuous Power	0.72 Watts	
Operating Humidity	0-95 % Non-condensing	
Operating & Storage Temperature	-40°C to +85°C	
Input & Output Connection Type	BNC, 50 Ohm	
Mounting	Flange	
Enclosure Type	Metal	
Certifications	UL 497B Pending, NFPA 780 (2004) Compliant for Communication Protectors	
Warranty	5 Years	

The SolaHD STC-TEL series are single-pair telephone or data line protectors that use an advanced two-stage hybrid design. These units address over-voltage transients with silicon breakover devices, while sneak and fault currents are mitigated with resettable fuses (PTCs).

These units use two-screw terminals to connect a Telco line to the protector. The equipment to be protected then plugs into the female modular jack on the STC-TEL.



Features

- <1 nanosecond response time
- Solid-state silicon breakover technology
- Low capacitance
- Over current protection
- UL 497A Listed
- Line-to-line, line-to-ground protection
- Resettable fuses PTCs
- 5 Year Limited Warranty

Applications

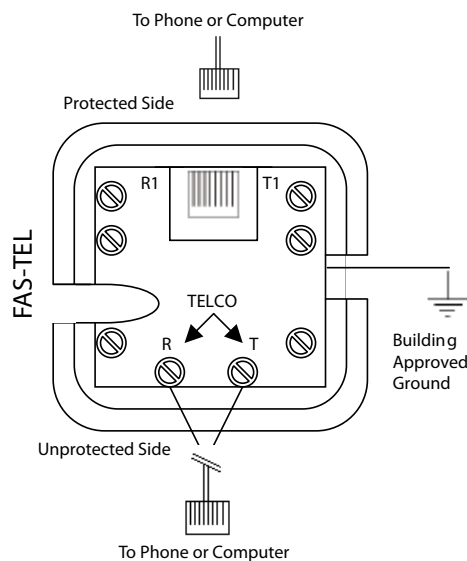
- Telephone Lines
- Data Lines

Selection Table

CATALOG NUMBER	Max. Peak Signal Voltage	Nominal Breakdown Voltage	Max. Current 1p (10X1000ms) (Occurrences)	Max. Clamp* Voltage @Ip	Typ. Cap (PF)	Max. Continuous Current	Nominal Series Resistance
STC-TEL-200T	220	270	100 (T-G)(R-G)	10	50	150ma	8 Ω

* Forward voltage after breakover.

Installation





SolaHD has been providing power-conversion and power quality solutions for over 90 years. Our full line of premium products features proven technologies that protect operations throughout your facility for improved efficiency, productivity and longevity.

Emerson Industrial Automation brings integrated manufacturing solutions to diverse industries worldwide. Our comprehensive product line, extensive experience, world-class engineering and global presence enable us to implement solutions that give our customers the competitive edge.

For over 150 years, our electrical product brands have been providing a rich tradition of long-term, practical, high-quality solutions with applications ranging from the construction and safe operation of petrochemical and process plants to the provision of quality power that precisely controls automotive robotic production.

Engineers, distributors, contractors, electricians and site-maintenance professionals around the world trust Emerson Industrial Automation brands to make electrical installations safer, more productive and more reliable.

EGS is organized into three focused businesses that provide distributors and end-users expert knowledge and excellent service.

Electrical Construction Materials
This group manufactures a broad range of electrical products including conduit and cable fittings, plugs and receptacles, enclosures and controls, conduit bodies and industrial lighting. Whether the application is hazardous location, industrial, or commercial, the ECM group has the products to meet your needs.

Power Quality Solutions
This group offers the broadest power quality line, including UPS, power conditioners, voltage regulators, shielded transformers, surge protective devices and power supplies.

Heating Cable Systems
This group offers a broad range of electrical heating cable products for residential, commercial, and industrial applications.

Electrical Construction Materials



Power Quality Solutions



Heating Cable Systems



EGS Electrical Group
9377 W. Higgins Road
Rosemont, IL 60018
1.800.377.4384
www.solahd.com

Canada
+1.888.765.2226

Latin America
+52.55.5809.5070

Asia/Pacific
+65.6745.1827

China
+86.21.5426.0668

Middle East
+971.4.8838.831

Europe
+33.1.4817.8502